



Cedars · Sinai Medical Center ·  
RECOOP HST Association Research Center



CRRC



RECOOP HST ASSOCIATION

## **Preconference Workshop – „Protect and Publish“**

**May 28 – 29, 2014**

## **Bridges in Life Sciences 9<sup>th</sup> Annual Conference**

**May 29 – June 1, 2014**





## **Organizing Committee**

### **USA - Cedars-Sinai Medical Center, Los Angeles, California**

Edward Prunchunas

Senior Vice President for Finance and Chief Financial Officer, Cedars-Sinai Medical Center  
& Chairman of the Supervisory Board of the RECOOP HST Association

Shlomo Melmed, M.D.,

Senior Vice President, Academic Affairs, Dean of the Medical Faculty, Cedars-Sinai Medical  
Center

Sandor G. Vari, MD

Director, International Research and Innovation Management Program, Cedars-Sinai Medical  
Center & President of the RECOOP HST Association

Arora Chander

Chander P. Arora, PhD

Research Project Adviser, International Research and Innovation Management Program,  
Cedars-Sinai Medical Center & RECOOP HST Association Research Project Management

### **Croatia**

Dr. Livia Puljak , MD., Ph.D.,

Assistant Professor, Department of Anatomy, Histology and Embryology, School of  
Medicine, University of Split

Prof. Ana Marusic, MD, PhD

Chair, Department of Research in Biomedicine and Health, School of Medicine, , University  
of Split & Co-editor in Chief, Journal of Global Health, [www.jogh.org](http://www.jogh.org)

Marija Heffer, MD, PhD

Professor, Department of Medical Biology, School of Medicine, Josip Juraj Strossmayer  
University of Osijek



### **Preconference Workshop – „Protect and Publish“**

Venue: HOTEL DUJAM

May 27 – 29, 2014

### **Bridges in Life Sciences 9th Annual Scientific Conference in Split, Croatia**

Venue: ATRIUM HOTEL

May 30 – 31, 2014 **Hotel accommodations**

#### **Hotel Accommodation**

HOTEL DUJAM \*\*\* & YOUTH HOSTEL, Velebitska 27, 21000 Split – Croatia, Tel. + 385 (0) 21/273-080; [www.hoteldujam.com](http://www.hoteldujam.com)

BEST WESTERN Hotel Art \*\*\*\*, Ulica Slobode 41, 21000 Split, Croatia, Tel: +385 (0)21 302-302; <http://www.bestwestern.com/>

ATRIUM HOTEL \*\*\*\*\* Domovinskog rata 49a, 21000 Split, T.+385 21 200 000; [www.hotel-atrium.hr](http://www.hotel-atrium.hr)



**The Association for Regional Cooperation in the (RECOOP) Fields of Health, Science and Technology (HST)**

Short Name: **RECOOP HST Association**

**1. Introduction**

In 2006 Cedars–Sinai Medical Center (CSMC) with eleven CEE universities and academic organizations from six countries (Croatia, Czech Republic, Hungary, Romania, Slovakia, and Ukraine) formed the Regional Cooperation for Health, Science and Technology (RECOOP HST) Association.

In 2012 CSMC converted the Association into the Association for Regional Cooperation in the Fields of Health, Science and Technology is registered by the Court of Debrecen in Hungary under the registry number 4160 on May 10, 2012, TAX ID: 18299140-1-09.

Members of the Association from 9 countries (Croatia, Czech Republic, Denmark, Hungary, Romania, Slovak Republic, Ukraine and USA) and 14 higher education or research organizations.

Members of the RECOOP HST Association:

- Cedars – Sinai Medical Center, Los Angeles, USA
- School of Medicine University J. J. Strossmayer Osijek, Croatia
- IKEM - Institute for Clinical and Experimental Medicine, Prague, Czech Republic
- Institute of Macromolecular Chemistry Academy of Sciences, Czech Republic
- Faculty of Military Health Sciences, University of Defense, Hradec Kralove, Czech Republic
- Faculty of Pharmacy, University of Copenhagen, Denmark
- University of Debrecen, Hungary
- University of Pecs, Hungary
- University of Szeged, Hungary
- Carol Davila University of Medicine and Pharmacy, Bucharest, Romania
- Slovak Medical University, Bratislava, Slovakia
- Palladin Institute of Biochemistry, National Academy of Sciences of Ukraine, Kyiv, Ukraine
- Institute of Cell Biology, National Academy of Sciences of Ukraine, Lviv, Ukraine
- Danylo Halytsky Lviv National Medical University, Lviv, Ukraine

## **2. International Partnerships of CSMC RECOOP HST Association**

### **World Health Organization (WHO)**

RECOOP HST Mother and Child Health Network was one of the partners of the International *PREterm BIRTH* Collaborative (PREBIC [www.prebic.net](http://www.prebic.net)) of the World Health Organization, Department of Reproductive Health and Research (<http://www.who.int/reproductive-health/index.htm>).

### **World Intellectual Property Organization (WIPO)**

Beside research opportunities the RECOOP Association inspires young scientists and clinical researchers for creative thinking, and helps to learn how to make decision on “publish and disclose” or “publish and protect”. The Association is working with the World Intellectual Property Organization (WIPO <http://www.wipo.int>) to train faculty members, managers, young scientists, clinicians and for Ph.D. students for innovation management and technology transfer from the RECOOP HST Association. The members of the participating organizations are taking the WIPO World Wide Academy (WWA) Distance Learning (DL) courses and until 2011 more than 500 faculty members were trained from the Association.

### **National Institutes of Health (NIH)**

The first “Bridges in Life Sciences” regional networking meeting was organized in October 2003 by Cedars – Sinai Medical Center (CSMC) with four Hungarian Universities along with the Fogarty International Center (FIC) at the National Institutes of Health (NIH) in Budapest, Hungary.

On June 4, 2008 the representative of the RECOOP Association meet with the representatives of the Division of International Relations, John E. Fogarty International Center for Advanced Study in Health Sciences, NIH, DHHS, USA and agreed to continue the “Bridges in Life Sciences” regional networking meeting organized in October 2003.

The 4th Annual Scientific Meeting took place in Debrecen, Hungary on April 4 – 5, 2009 with the Visegrad Group’s (V4) academic organizations and NIH funded PIs from the USA with robust collaborative works in the CEE Countries. The host organization University of Debrecen on the behalf of the Association applied for a Standard Grant and CSMC provided the matching fund. The Bridges in Life Sciences US - CEE Regional Networking Meeting provided opportunity for 60 CEE RECOOP young scientists selected from more than 100 abstracts by the Scientific Advisory Board of the RECOOP Association and additional 20 young Ukrainian scientists was selected for the Young Scientists Forum with the support of California Association to Aid Ukraine (CAAU).

### **The U.S. Government Global Health Initiative**

Ms. Lois Quam, Executive Director of U.S. Government Global Health Initiative, U.S. Department of State in her letter sent to the Bridges of Life Sciences 7<sup>th</sup> Annual Conference recognized the RECOOP HST Association Networks’ research activities as valuable assets of Global Health Initiative.

### **Visegrád Group (V4)**

From 2008 the members of the RECOOP HST Association with the financial support of Cedars – Sinai Medical Center applied for 20 Standard Grants and won 14, also one Strategic Grants.

During the last four years the RECOOP HST Association won 14 Standard Grants (20810243, 20820016, 20820040, 20820041, 20910138, 20920001, 20920002, 20920023, 20920024, 20910138, 21010083, 21010070, 21020052, and 21110096) to support the formation and management of research networks and multinational - multidisciplinary research projects.

Also the IVF Standard Grants helped to build support networks for Biosafety and Biosecurity, Animal use in Research, Clinical Research Management, Research and Innovation Management Training.

The buildup of the RECOOP Life Science Research Platform sponsored by **the International Visegrad Fund Strategic Grant** (31110035) “Future of Visegrad Four Families Depends on Healthy Women and Children”.

The last five years IVF and CSMC-RECOOP extended activities toward the EU Eastern Partnership, the Visegrad+ Western Balkans and the RECOOP HST Association is building bridges to United States Global Health Initiative.

The IVF grants won by CSMC – RECOOP also helped the International Visegrad Fund to move toward to the 21<sup>st</sup> Century and broaden the scope of funded activities in the Visegrad Group to involve more young scientists into the new biotechnology developments, could create innovative ideas, new medical treatment modalities and jobs in the region.

## **1. Research Capacity Building**


The RECOOP HST Association’s main goal is to enhance research collaboration and provide platforms for scientific networking in life sciences within the Visegrad Four Countries, Central - Eastern Europe, and Western Balkan. The research priority of the Association is women's and child’s health in the Visegrad Four European Macro-Region (Czech Republic, Hungary, Poland and Slovakia) and the neighboring countries (Belarus, Bosnia and Herzegovina, Croatia, Moldova, Macedonia, Montenegro, Romania, Serbia and Ukraine). The Association paves the way toward GLOBAL Research Programs of the National Institutes of Health, the World Health Organization and private funds (Gates, Clinton).

In the last six years the RECOOP HST Association/Association implemented translational and retro - prospective clinical research in the Mother and Child Health (M&CH), the Women’s Health and Cardiovascular Diseases (WH&CVD) and in the NanoBioTechnology (NBT) Research Networks.

The Mother and Child Health and the Women’s Health and Cardiovascular Diseases retro and prospective clinical research studies are using web based electronic data entry forms (EDEF <http://www.flexiform.eu/>).

Beside the management of research networks for multinational - multidisciplinary research projects, the RECOOP HST Association also built support networks for Biosafety and Biosecurity, Animal use in Research, Clinical Research Management, Research and Innovation Management Training.





In the RECOOP Research Networks 147 scientists are working in 18 research projects in clinical, basic and translational research studies to investigate biological pathways leading to gender differences in cardiovascular diseases, preterm birth, breast, cervical and brain tumors.

In 2012 the RECOOP HST Association is integrated the multidisciplinary, multicenter research studies of the **RECOOP Research Networks** in the RECOOP Life Science Research Platform and formed 18 **CSMC RECOOP Research Centers (CRRC)** from 7 countries (Croatia, Czech Republic, Hungary, Poland, Romania, Slovak Republic, and Ukraine) working on translational and clinical research in the field of Genomics - Proteomics, Epigenetics, Metagenomics, Molecular Biology, Metabolomics and Nano-biotechnology.

**The CSMC - RECOOP Research Centers (CRRC):**

**Cardiovascular Disease and Women's Health:**

Lifestyle intervention in women's cardiovascular health with different reproductive and risk factors

Jan Pitha M.D., Ph.D., Head of Laboratory for Atherosclerosis Research Department of Cardiology, IKEM - Institute for Clinical and Experimental Medicine, Prague, Czech Republic

Myocardial contractile dysfunction

Attila Borbely, M.D., Ph.D., Cardiologist, Institute of Cardiology, Medical and Health Science Center, University of Debrecen, Hungary

The role of myofilamentary protein changes in diastolic dysfunction of newborns

Zoltan Papp, M.D., Ph.D., D.Sc., Institute of Cardiology, Clinical Physiology Department, University of Debrecen, Hungary

Obesity, bone density and cardiovascular diseases

Professor Martin Gajdoš, M.D, Ph.D. and Dr. Zora Krivosikova, PhD Medical Faculty, Dept. of Clinical and Experimental Pharmacotherapy, Slovak Medical University, Bratislava, Slovakia

Obesity, stress and cardiovascular function

Professor Marija Heffer MD, PhD, Department of Biology and Neuroscience, School of Medicine University Josip Juraj Strossmayer Osijek

Oxidative stress markers for metabolic and cardiovascular diseases  
Professor Elizabeta Has-Schön, PhD, Department of Biology, University J.J. Strossmayer, Osijek, Croatia

Role of semicarbazide sensitive amine oxidase (SSAO) in Cardiovascular Diseases (endothelial cells and/or adipocytes)  
Professor Éva Szökő, Ph.D., D.Sc., Department of Pharmacodynamics, Faculty of Pharmacy, Semmelweis University

Vitamin D deficiency and effect on neurotransmitters in diabetes, ischemic heart disease and preterm birth  
Tatiana Borisova, Department of Neurochemistry, Palladin Institute of Biochemistry NAS of Ukraine

Glycosylation and Bioseparation  
András Guttman, Ph.D., D.Sc., MHAS, Research Centre for Molecular Medicine, Horváth Laboratory of Bioseparation Sciences, Medical and Health Science Center, University of Debrecen, Hungary

#### **Mother and Child Health:**

Iron intake and preterm birth  
Chander P. Arora, PhD, Cedars-Sinai Medical Center International Research and Innovation Management Program, Los Angeles, CA, USA

Cervical fluid IL-6 - a possible predictor of early onset sepsis in pregnancies complicated by late PPRM  
Dr. Marian Kacerovsky, MD, Department of Obstetrics and Gynecology, University Hospital in Hradec Kralove; Czech Republic

Animal models to study preterm birth  
Professors Gyorgy Falkay, PhD, DSc. & Robert Gaspar, PhD Department of Pharmacodynamics and Biopharmacy, Faculty of Pharmacy, University of Szeged, Hungary

Enterovirus infection in mother, neonate, infants and follow up in child development  
Professor Shubhada Bopegamage, Ph.D., Head, Enterovirus Laboratory, Virology Department, Slovak Medical University, Bratislava, Slovak Republic

Screening mothers and newborns for cytomegalovirus infection  
William J. Britt, M.D., University of Alabama- Birmingham, Alabama, USA and Iuliana Ceausu, M.D., Ph.D, the Department of Obstetrics and Gynecology of “Dr. I. Cantacuzino” Hospital, “Carol Davila” University of Medicine and Pharmacy, Bucharest, Romania



## **NanoBioTech and Cancer:**

Iron nanoparticles for monitoring different diseases, (regenerative medicine, cardiovascular and cancer)

Professor Daniel Horák, Ph.D. Head of the Department of Polymer Particles, Institute of Macromolecular Chemistry, Academy of Sciences, Prague, Czech Republic

Tatiana Borisova, PhD, DSc, Head, Department of Neurochemistry, Palladin Institute of Biochemistry, National Academy of Sciences of Ukraine, Kiyv, Ukraine

Biofunctionalization of nanoparticles and targeted drug delivery

Studies, Professor Rostyslav Stoika, PhD, D.Sc., Department of Regulation of Cell Proliferation and Apoptosis, Institute of Cell Biology, National Academy of Sciences of Ukraine

Targeted drug delivery for cancer treatment

Professor Roman Bogdanovych Lesyk, Ph.D., D. Sc, Department of Pharmaceutical, Organic and Bioorganic Chemistry, Danylo Halytsky Lviv National Medical University, Lviv Ukraine

Tunable nanocrystals for biomedical imaging

Artur Podhorodecki, Ph.D. Institute of Physics, Wroclaw University of Technology, Wroclaw, Poland

In vitro and in vivo immune assays for evaluation of immunotoxic effect of nanoparticles

MUDr. Jana Tulinska, PhD. Laboratory of Immunotoxicology, Slovak Medical University, Bratislava, Slovakia

The participating CRRCs from the member universities and research organizations implemented research programs for Medical and Ph.D Students.

RECOOP Life Science Research Platform already realized short term (1-2 years) pilot research studies. The Networks continue the translational and clinical research studies in midterm (5 years), and the RECOOP HST Life Science Research Platform shall plan to continue the clinical research studies for minimum 20 - 30 years and follow up the women, men and newborns registered in the Electronic Data Entry Forms (EDEF) started in 2011.

The Association inspires young scientists and clinical researchers for creative thinking, and helps to learn how to make decision on “publish and disclose” or “publish and protect”. RECOOP provides training for young scientists to learn proper and scientifically sound communication of their research results in their manuscripts and presentation. The Association provides practical training on the presentation of data in the manuscript from the “Introduction, Methods, Results and Discussion” to the “Conclusion” sections of the manuscript and guides the young scientists how to organize data in tables and graphs, presenting results of statistical analysis.

The RECOOP HST Association organizes annually the Bridges in Life Sciences Conferences to review the scientific progress in the Association. During the Bridges in Life Sciences Annual Meeting the Scientific Advisory Board selects the top ten young scientists.

The RECOOP scientific works were published in the Annual Scientific Review Journal the Biopolymers and Cell ([www.biopolymers.org.ua](http://www.biopolymers.org.ua)) 2010. Vol. 26. N 2 & N 2 supplementary; 2011. Vol. 27. N 2 & N 2 Supplementary; 2012. Vol. 28. N 2 supplementary and 2013. Vol. 29. N2 supplementary.

The winner gets the Cedars – Sinai RECOOP Scholar Grant to visit Los Angeles for two weeks with her/his supervisor. They are visiting research groups and laboratories and presenting their scientific work during research seminars.

The top ten young scientists selected during the Bridges in Life Sciences Annual Conferences have the opportunity to apply for International Visegrad Fund (IVF) Scholarship and receive the RECOOP Young Scientists Matching Fund. The Visegrad Scholarship is the Visegrad Four European Macro-Region’s Fulbright Program. Therefore it could be important to link the Visegrad Scholarship and the Fulbright Foreign Student Program.

CSMC – RECOOP Research Centers (CRRC) the Center of Excellences of the RECOOP HST Association. They host young scientists, Ph.D. students with CSMC – RECOOP (IVF – CSMC - RECOOP) Scholarship. The RECOOP HST Association Scientific Advisory Board selects the young scientists could compete for IVF – CSMC - RECOOP Scholarship.

The selected young scientists (preferably Ph.D. students) will spend maximum four semesters receive: €2,300 / semester and the corresponding host universities/institutes receive €1,500/semester/scholar. The host CRRC will get €1,000 for laboratory expense and consumables from CSMC – RECOOP HST Association.

RECOOP activities compliment the U.S. Government’s commitment to the Global Health Initiative “the way U.S. Government agencies conduct global health activities, building on successful bipartisan leadership in global health and expanding their impact for sustainable results around the world.”

“The RECOOP HST Association explores and enhances LOCAL scientific outputs of the partner organizations, creates critical mass of scientifically sound innovative research at REGIONAL level and exploits the research outcomes at GLOBAL level to improve the prevention and treatment of major public health problems.”<sup>TM</sup>

The RECOOP Research Networks could be a model for geographical regions have lingual, cultural, historical, economic and political common ground worldwide in regions in Africa, Asia, North and South America to improve women’s and children’s health.

Dr. Sandor G. Vari, MD  
Director, International Research and  
Innovation Management Program  
Cedars-Sinai Medical Center &  
President of the RECOOP HST Association  
6420 Wilshire Blvd., Ste. 300, Los Angeles,  
CA 90048-5502, USA  
Office 1: 1 323-866-8122; 1 323-866 -6824  
Office 2: 1 818 904 1954  
Mob: 1 818 398-2642  
E-mail: [vari@cshs.org](mailto:vari@cshs.org)

## **Preconference Workshop – „Protect and Publish“**

**Communication is not something added onto science - it is the essence of science.**

**“Clear Thinking = Clear Writing”**

**Significance, Impact, Innovation are vital to scientific and medical writing!**

Capacity building for innovation, science communication and grant writing for young scientists in Central and Eastern Europe (CEE)

Preconference Workshop on May 28 and 29 in HOTEL DUJAM \*\*\* & YOUTH HOSTEL  
web: [www.hoteldujam.com](http://www.hoteldujam.com).

For the Workshop arrival on May 27 (Wednesday), 2014 and the workshop will be on May 28 and 29. The participating young scientists will stay in that hotel during the Bridges Conference since they are invited to attend the RECOOP 9th Annual Scientific Conference.

The Bridges in Life Sciences 9th Annual Conference will follow on May 30 (Friday) from 8:30 to 1:00 pm and May 31 (Saturday) from 9:00 to 6:00 pm in Hotel Atrium Domovinskog rata 49a, 21000 Split, Croatia <http://www.hotel-atrium.hr/en/>

### 1., Aims:

RECOOP HST Association implements Science and Innovation Capacity Building (SCICAB) program as part of the RECOOP Protect and Publish (P&P) Strategy for innovation management, science communication and grant writing in the Central and Eastern European Countries. The objectives of SCICAB are to increase the number of young scientists capable to make decision in protect and publish, able to write good quality manuscripts in peer review journals and competitive grants.

### 2., Goals

RECOOP HST Associations' main goal is to build multinational, multidisciplinary collaboration and establishes long term life sciences research and public health program in seven Central and Eastern European (CEE) countries; Croatia, Czech, Hungary, Poland, Romania, Slovak, and Ukraine. Research results need to be published to become accessible and contribute to the progress of research and patient care. Publishing of the scientific outcomes it is necessary but protecting the intellectual property rights is crucial to convert the results into products: laboratory tests, diagnostic and treatment modalities. Inventors should reinvest the patent income into the innovators' research facilities and reward scientists too. The ability to write well is critical for healthcare professionals and researchers to precisely convey their ideas and research results.

### 3., Methods

The participating young scientists with help of the tutors will convert their abstracts were written to present their research at the 9<sup>th</sup> Bridges in Life Sciences Conference in Split, Croatia, May 2014 into a manuscript and those will be scrutinized and discuss to study the most important aspects of writing research articles. The same method will be used for the grant writing. Tutors will help them to learn how to make decision on protect & publish.

**Faculty:**

Prof. Ana Marusic, MD, PhD  
Chair, Department of Research in Biomedicine and Health  
Co-editor in Chief, Journal of Global Health, [www.jogh.org](http://www.jogh.org)  
University of Split School of Medicine, Split, Croatia

Brenda Edin and Michael Baker  
Baker Group LLP,  
A Technology Advancement Company,  
Portland, Oregon, USA

dr. TamásBene  
Legal advisor, Knowledge and Technology Transfer Office  
University of Debrecen, Hungary

Vladimir Yossifov  
Consultant, IP Services  
Managing Director, HTSI SA  
Geneva, Switzerland

Kristin Martinez  
Manager, International Relations, Technology Transfer Office  
Cedars-Sinai Medical Center

Sandor G. Vari, MD  
Director, International Research and Innovation Management Program  
Cedars-Sinai Medical Center, Los Angeles, CA, USA &  
President of the RECOOP HST Association

**Workshop – Protect and Publish****May 28, 2014 Day 1 – Wednesday – Publish - Manuscript Writing**

8:30 Welcome and introductions – Sandor G. Vari

8:45 Communicating results of scientific research – Ana Marušić

9:30 Are there differences in communicating science among different scientific fields? –  
Anan Marušić

**10:15 Coffee break**

10:30 Structure of the scientific article: Writing articles in Life Sciences – Team of Ana  
Marušić

11:15 Structure of the scientific article: Introduction and Discussion - Team of Ana Marušić

12:00 Structure of the scientific article: Methods and Results - Ana Marušić

**13:00 Lunch break**

- 14:45 Around IMRAD: title, abstract, acknowledgments, disclosures, references – Ana Marušić
- 15:30 Ethics in scientific publications, case studies in publication ethics - Team of Ana Marušić
- 16:00 Coffee break**
- 16:15 Preselected young scientists (three) published their work in the Croatian Medical Journal (April 2014) RECOOP Special issue will present their work in brief (max 15 minutes) oral presentation.
- Senka Blažetić, Department of Biology, University J. J. Strossmayer Osijek  
Rostyslav Panchuk, Department of Regulation of Cell Proliferation and Apoptosis, Institute of Cell Biology NAS of Ukraine, Lviv, Ukraine
- 17:00 Lecturers and students will discuss the structure and delivery of the presentation. – Team of Ana Marušić
- 18:30 Close of the day: Questions and answers - Ana Marušić
- 19:00 Dinner Round Table:** Scientific article – is it difficult to write a scientific paper?  
Moderator: Team of Ana Marušić

**May 29, 2014 Day 1 – Thursday – Protect**

- 8:30 Welcome and introductions – Sandor G. Vari
- 8:45 Reasons and ways to protect research results before publication – Tamas Bene
- 9:30 The importance of intellectual property (IP) management at universities and public research organizations (PRO).– Tamas Bene
- 10:15 Coffee break**
- 10:30 Patent Cooperation Treaty as an umbrella for patenting - Vladimir Yossifov
- 11:15 Market analysis, planning – Baker Group
- 12:00 Market-based IP valuation – Baker Group
- 13:00 Lunch break**
- 14:45 Licensing, product development direction - Baker Group
- 15:30 Case study – Baker Group
- 16:00 Coffee break**
- 16:15 Funding opportunities in Central and Eastern Europe – Sandor G. Vari

17:00 EU – FP8 – Horizon 2020 – Sandor G. Vari

18:30 NIH Grant types – Kristin Martinez

**19:00 Dinner Round Table:** Who could write grants – Sandor G. Vari

## Summary of RECOOP Protect and Publish Workshop

### PUBLISH

#### COMMUNICATING RESULTS OF SCIENTIFIC RESEARCH - Anan Marušić

Scientific and medical journal editors and peer reviewers continually point out that unclear writing is one of the most important reasons for article rejection. Stated another way, anything that gets between the writer's scientific message and the reader's comprehension of that message, derails the paper and upsets the reviewers.

Unclear writing signals unclear thinking. To write clearly, authors need to understand all the nuances and aspects of the subject before they begin wordsmithing the article. Writing down the ideas even in an outline form helps to clarify thinking. Scientists tend to imitate the academic, obscure writing that is seen in some scientific journals and in grants, attempting to impress the reader with complex, long and unclear phrases and paragraphs. If authors want to write more clearly, let go of this style and develop your own clear way of communicating. They should always think of the reader who needs to understand what authors are intending to communicate.

The workshop designed to help young scientists and medical professionals to understand the root of poor writing, identify red flags within their own writing style, and design clear, concise, powerful pieces that meet the requirements of the most demanding audiences within their professional careers.

The training includes:

- Discussion of the differences in science communication in different scientific fields.
- The basic writing principles that authors actually know but forget during manuscript writing.
- Underline the power of conciseness, saying more with less.
- Redundancies in writing: why repetition is *not* always a good thing.
- How to keep reviewers' focus on science, and not on the grammar

The faculty and participating young scientists will have writing exercises to get authors on the path to becoming a "Successful Author":

- The structure of articles in Life Sciences
- Introduction and Discussion
- Methods and Results
- Around IMRAD: title, abstract, acknowledgments, disclosures, references

The faculty also will discuss "Ethics in Scientific Publications" and will have case studies in publication ethics.

## **PROTECT**

### **REASONS AND WAYS TO PROTECT RESEARCH RESULTS BEFORE PUBLICATION**

– Tamas Bene

Dissemination of scientific knowledge through publication is one of the most common and rapid instruments. Publishing, however, is not always as timely as it may appear as the peer review process can delay the final article publication. The protection granted by the IP system to an article or publication is copyright, which arises automatically when the researcher writes it. However, copyright is not the right tool to exploit inventions commercially. If the research activities result in a promising practical innovation, researchers should consider applying for a patent in order to commercially exploit the invention and have in return revenues. Patenting and publishing do not exclude each other, but the right order of these activities is critical. Patenting always should be done first. The lecture will give an overview on various IP forms and explain the basics of the patenting procedure.

### **THE IMPORTANCE OF INTELLECTUAL PROPERTY (IP) MANAGEMENT AT UNIVERSITIES AND PUBLIC RESEARCH ORGANIZATIONS (PRO) –Tamas Bene**

More and more universities and public research organizations recognize the need for encouraging the practical application and economic use of the results of research carried out at the institution for the benefit of the general public. To achieve this goal, these institutions need to define intellectual property broadly, and their policies need to be comprehensive in their coverage. Depending on the direction of R&D activities, each institution should decide on the type of intellectual property (IP) to be included in its IP policy. A good IP policy deals with all aspects of IP management: it provides legal certainty in research activities and technology-based relationships with third parties and sets out the procedures on the identification, ownership, protection and commercialization of Intellectual Property. It also ensures that economic benefits arising from the commercialization of the IP are distributed in a fair and equitable manner that recognizes the contributions of all stakeholders. The session will give an overview on university IP management and explain the basics of technology transfer activities.

### **PATENT COOPERATION TREATY AS AN UMBRELLA FOR PATENTING - Vladimir Yossifov**

The Patent Cooperation Treaty or PCT is an international agreement for filing patent applications having effect in up to 117 countries.

Although the PCT system does not provide for the grant of an international patent, the system:

- simplifies the process of filing patent applications
- delays the expenses associated with applying for patent protection in other countries
- allows the inventor more time to assess the commercial viability of his/her invention.

Under the PCT, inventors can file a single international patent application in one language with one patent and simultaneously seek protection for an invention in up to 117 countries throughout the world.

### **MARKET ANALYSIS AND PLANNING – Baker Group**

Early market research is key to determining whether an innovation can and should be translated from scientific study to a commercial product. In addition to understanding the technology, researchers interested in creating a viable business opportunity must be able to



identify, anticipate and satisfy consumer needs – all while making a profit. External market validation through stakeholder input and published data about products, markets and brands, are key data points in the decision making process.

#### MARKET-BASED IP VALUATION – Baker Group

Estimating the potential for IP to produce future revenue is at the core of determining the value of a patent. Market-based valuation of intellectual property heavily considers competitive products, consumer need and cost. Within the medical sectors, the ability to reduce healthcare costs and improve patient outcomes are key value considerations.

#### LICENSING & PRODUCT DEVELOPMENT – Baker Group

By understanding the key tenants and terms of a licensing agreement, one can determine how commercial development may be positively or negatively impacted. With this knowledge, inventors can identify licenses that will enhance innovation and create viable business opportunities.

#### CASE STUDY – Baker Group

The team at Cedars-Sinai Regenerative Medicine Institute is developing a minimally invasive spinal injection device for the treatment of Amyotrophic Lateral Sclerosis (ALS). Current surgical spinal devices are difficult to use, have an excessive part count and have problems related to precise positioning. The device being developed at Cedars-Sinai is intended to safely, accurately and securely deliver therapeutic agents into the spinal cord, brain, and/or joints. The first prototype is being developed for use in pre-clinical trials this year and is expected to be commercialized for future use for this and other spinal injection applications.

#### PROTECT – IP PROTECTION, MARKET VALUE & TECHNOLOGY TRANSFER – Baker Group

Prior to publishing or publicly disclosing information researchers must protect intellectual property in order for IP to have commercial value. Within the business sector, only well-protected IP is considered for future development. Adhering to an organized, intentional technology transfer process is of benefit to all involved in the process of commercializing IP.

#### FUNDING OPPORTUNITIES IN CENTRAL AND EASTERN EUROPE – Sandor G. Vari

The RECOOP HST Association's main goal is to enhance research collaboration and provide platforms for scientific networking in life sciences within the Visegrad Four Countries, Central - Eastern Europe, and Western Balkan. The research priority of the Association is women's and child's health in the Visegrad Four European Macro-Region (Czech Republic, Hungary, Poland and Slovakia) and the neighboring countries (Belarus, Bosnia and Herzegovina, Croatia, Moldova, Macedonia, Montenegro, Romania, Serbia and Ukraine). The RECOOP HST Association is using grant opportunities of International Visegrad Fund (IVF) <http://visegradfund.org/> to organize scientific meetings and workshops. The IVF is the only institution of the Visegrad co-operation established in 1999 and headquartered in Bratislava. The budget of IVF made by the Council of Ministers formed from the prime ministers of the Visegrád Group, also called the Visegrád Four or V4 (Czech Republic, Hungary, Poland and Slovakia). The grant opportunities are Small, Standard and Strategic Grants, scholarships and artist residencies.

EU – FP8 – HORIZON 2020 – Sandor G. Vari

The research collaborations become increasingly complex and requiring integration of knowledge, data and resources by way of transnational collaboration. The RECOOP HST In the next years RECOOP Association will apply for selected EU HORIZON2010 calls therefore, it is important to provide information for the RECOOP members about the legal basis and rules of participation, the Framework Programme H2020, the Health Programme 2014-2020 and the upcoming programs in 2014-2015:

PHC – 1 Understanding health, ageing and disease

PHC-03-2015 Understanding common mechanisms of diseases and their relevance in co-morbidities

PHC-11-2015 Development of new diagnostic tools and technologies: in vivo medical imaging technologies

NIH GRANT TYPES – Kristin Martinez

The National Institutes of Health (NIH), a part of the US Department of Health and Human Services, is the medical research agency for the US. Made up of 27 Institutes and Centers, each with their own area of concentration, the NIH uses different grant types to focus and fund research. By understanding the common types of research grants, international investigators will be able to plan and organize their research application whether they apply for NIH funding directly or as part of collaboration (subcontract) with a US research team.

## **Agenda of the Bridges in Life Sciences 9<sup>th</sup> Conference May 29 – June 1, 2014**

**Partially sponsored by the International Visegrad Fund Standard Grant: ID 21320181**

Venue: ATRIUM HOTEL

16:00 – 19:30 Registration and poster installation in the following sessions:

- Mother and Child Health
- Cardiovascular Diseases
- Stress, Obesity and Metabolic Diseases
- Neurological Disorders and Brain Research
- Cancer Research
- NanoBioTechnology
- Translatonal Research

**Poster size is the following:** width 90 cm x height 120 cm.

The posters reviewed and discussed throughout of the Conference and poster room will be open:

May 30 (Friday) from 8:30 to 19:00

May 31 (Saturday) from 9:00 to 19:00

The posters have to remove on May 31 (Saturday) from 19:00

**20:00 Buffet Dinner**

### **Agenda of Conference on May 30 (Friday), 2014**

**9:00 to 10:30 Plenary Session**

**9:00 Opening Remarks**

Edward Prunchunas

Senior Vice President for Finance and Chief Financial Officer, Cedars-Sinai Medical Center, Los Angeles, CA, USA and Chairman of the Supervisory Board of the RECOOP HST Association

**9:15 Review of the Research Activities in the RECOOP**

Sandor G. Vari, M.D.

Director, International Research and Innovation Management Program  
Cedars-Sinai Medical Center, Los Angeles, CA, USA & President of the RECOOP HST Association

**9:30 Keynote Speaker: Biomedical Innovation at Cedars – Sinai Medical Center**

Shlomo Melmed, M.D.

Senior Vice President, Academic Affairs, Dean of the Medical Faculty, Cedars-Sinai Medical Center, Los Angeles, CA, USA

**10:00 Protect – IP Protection, Market Value and Technology Transfer**

Michael Baker

Baker Group LLP, A Technology Advancement Company, Portland, OR, USA

**10:30 Coffee break**

**10:30 – 12:00 Poster Session**

Poster presentation: 5 minutes explanation and 3 minutes discussion

**Session Chairs**

Calvin J. Hobel

Marija Heffer

Daniel Horak

**Ratio of cord to maternal serum PCB concentrations in relation to their congener-specific physicochemical properties**

Kinga Lancz

Department of Environmental Medicine, Slovak Medical University, Faculty of Public Health

**Electromyographic investigation on pregnant rat uterus in vivo**

Kálmán Szűcs

Department of Pharmacodynamics and Biopharmacy, University of Szeged, Hungary

**Cardiosphere-derived cell exosomes stimulate cardiomyocyte proliferation and angiogenesis in vitro, and improve functional recovery post myocardial infarction in mice**

Ahmed Ibrahim

Heart Institute, Cedars – Sinai Medical Center, Los Angeles, California, USA

**Cell-based quantum dot labeling of RANK-mediated signaling mediators predicts survival of patients with prostate cancer**

Haiyen E. Zhau

Louis Warschaw Prostate Cancer Center, Cedars – Sinai Medical Center, Los Angeles, California, USA

**Chelidonine interferes with IL-6R/STAT3 signaling in uveal melanoma cells**

Eniko Nizsaloczki

Department of Biophysics and Cell Biology, Faculty of Medicine, University of Debrecen, Debrecen, Hungary

**11:00 – 12:30 Plenary session**

*Oral presentation timed strictly for 12 minutes!*

**Session Chairs**

Livia Puljak

William J. Britt

Artur Podhorodecki

**Antenatal Maternal and Fetal Steroid Treatment: Neonatal Outcome**

Tibor Ertl,  
Department of Neonatology, School of Medicine, University of Pécs, Hungary

**Acute stress and female hormones alter cardiomyocyte contractile function in ovariectomized rats**

Attila Borbély  
University of Debrecen, Faculty of Medicine, Institute of Cardiology, Division of Clinical Physiology, Debrecen, Hungary

**Influence of body weight and body composition on bone mineral content and density in female rats with and without ovariectomy**

Patrícia Kramárová  
Department of Toxicology, Slovak Medical University in Bratislava; <sup>2</sup>Department of Clinical and Experimental Pharmacotherapy, Slovak Medical University in Bratislava, Slovakia

**GAP-43 as a potential marker of neuronal stress - in vivo imaging and immunofluorescence study applied on ischemic brain lesion**

Srećko Gajović  
Croatian Institute for Brain Research, University of Zagreb School of Medicine, Zagreb, Croatia

**Polymeric nanobioconjugates for cancer treatment**

Julia Y. Ljubimova  
Nanomedicine Research Center, Department of Neurosurgery, Cedars-Sinai Medical Center, Los Angeles, California, USA

**Section-specific determination of smooth muscle activity by smooth muscle electromyography in normal and immobilized rats**

Robert Gaspar  
Department of Pharmacodynamics and Biopharmacy, University of Szeged, Hungary

**Q&A and Panel Discussion (15 minutes)**

**12:30 – 14:00**      **Buffet Lunch**

**14:00 – 16:00**      **Plenary session**

*Oral presentation timed strictly for 12 minutes!*

**Session Chairs**

Rostyslav Stoika

Jan Pitha

Leland Chung

**Perinatal hypoxia: Different effects of the inhibitors of GABA transporters GAT1 and GAT3 on the initial velocity of [<sup>3</sup>H]GABA uptake by cortical, hippocampal and thalamic nerve terminals**

Tatiana Borisova  
Department of Neurochemistry, Palladin Institute of Biochemistry, National Academy of Sciences of Ukraine, Kiev, Ukraine,

**Contribution of myofilament protein carbonylation to systolic and diastolic dysfunction**

Zoltán Papp

University of Debrecen, Faculty of Medicine, Institute of Cardiology, Division of Clinical Physiology, Debrecen, Hungary

**Impact of ovariectomy, high fat diet and lifestyle modifications on oxidative/antioxidative status in rat liver**

Rosemary Vuković

Department of Biology, J. J. Strossmayer University of Osijek, Osijek, Croatia

**Alginate a stabile and biocompatible stem cells-seeded hydrogel carrier for the targeted delivery in the stroke lesion**

Lejla Ferhatovic Hamzic

Croatian Institute for Brain Research, School of Medicine, University of Zagreb, Croatia

**RANK- and c-Met-mediated feed forward signal network promotes metastasis by recruiting dormant cells and predicts the survival of prostate cancer patients**

Leland WK Chung Zhau,

Departments of Medicine, and Surgery, Uro-Oncology Research Program, Cedars-Sinai Medical Center, Los Angeles, CA, USA

**A pilot study applicability of standardized modified method of dry (throat/buccal) swabs in PCR diagnosis of enteroviral infections**

Shubhada Bopegamage

Enterovirus Laboratory, Slovak Medical University, Bratislava, Slovak Republic

**Q&A and Panel Discussion (15 minutes)**

**16:00 – 16:30 Coffee Break**

**16:00 – 18:00 Poster Session**

*Poster presentation: 5 minutes explanation and 3 minutes discussion*

**Session Chairs**

Julia Y. Ljubimova

Shubhada Bopegamage

Robert Gaspar

**Characteristics of autoimmune diseases in patients from Osijek- Baranja County (Croatia) – a population study**

Martina Mihalj

Department of Physiology and Immunology, School of Medicine, University J. J. Strossmayer Osijek, Croatia

**Androgenic effect of honeybee drone milk in castrated rats**

Adrienn Seres

Department of Pharmacodynamics and Biopharmacy, University of Szeged, Hungary

**Cardiovascular and cerebrovascular complications in rheumatoid arthritis patients at Osijek Baranja County (Croatia)**

Sanja Novak

Department of Physiology and Immunology, School of Medicine, University J. J. Strossmayer Osijek, Croatia

**Lifestyle intervention in general practice for physical activity, smoking, alcohol consumption and diet in elderly**

Davorka Vrdoljak

Department of Family Medicine, University of Split School of Medicine, Split, Croatia

**Impact of adipose tissue inflammation in the pathogenesis of atherosclerosis**

Anna Králová

Laboratory for Atherosclerosis Research, Institute of Clinical & Experimental Medicine (IKEM), Prague, Czech Republic

**Prevalence of cardiovascular complications in three age groups of patients with Systemic Lupus Erythematosus (SLE)**

Zrinka Mihaljevic

Department of Physiology and Immunology, School of Medicine, University J. J. Strossmayer Osijek, Croatia

**Cutaneous expression of calcium/calmodulin-dependent protein kinase II following diabetes induction**

Antonia Jelacic Kadic

Laboratory for Pain Research, University of Split School of Medicine, Split, Croatia

**The differentiation of SH-SY5Y neuroblastoma cells – the effect of the antidepressants**

Zsófia Ulakcsai

**Department of Pharmacodynamics, Semmelweis University, Budapest, Hungary**

**The expression of calcium/calmodulin-dependent protein kinase II in spinal cord in rat models of type 1 and type 2 diabetes**

Matija Boric

Laboratory for Pain Research, University of Split School of Medicine, Split, Croatia

**Validation of an aminonaphthalene trisulfonate labeled N-glycan database by CGE**

Csaba Váradi carries for Márta Kerékgyártó

Horváth Laboratory of Bioseparation Sciences, MMKK, University of Debrecen, Debrecen, Hungary

**In vivo bioluminescent imaging of inflammation dynamics after different MCAO periods**

Dora Polšek

University of Zagreb School of Medicine, Croatian Institute for Brain Research - Zagreb, Croatia



**Functionalized core-shell porous silica/maghemite nanoparticles: Design, synthesis and immunotoxicity**

Beata Zasonska

Department of Polymer Particles, Institute of Macromolecular Chemistry, Academy of Sciences of the Czech Republic, Prague, Czech Republic

**RECOOP consortium – promising platform for new grant opportunities**

Jana Tulinská

Department of Immunology and Immunotoxicology, Department of Biology, Slovak Medical University, Bratislava, Slovakia

**Functionalization of quantum dots with PEG derivatives – a versatile approach for obtaining water soluble fluorescent nanomarkers**

Anna Żelazo

Institute of Physics, Wrocław University of Technology, Institute of Physics, Wrocław, Poland

**RECOOP HST Association General Assembly  
16:30 – 18:00**

**Cedars – Sinai Medical Center, Los Angeles, USA**  
Edward Prunchunas, CSMC and Sandor G. Vari, CSMC - RECOOP

**School of Medicine University J. J. Strossmayer Osijek, Croatia**  
Authorized Representative

**IKEM - Institute for Clinical and Experimental Medicine, Prague, Czech Republic**  
Jan Pitha

**Institute of Macromolecular Chemistry Academy of Sciences, Czech Republic**  
Daniel Horák

**Faculty of Military Health Sciences, University of Defense, Hradec Kralove, Czech Republic**  
Vanda Bostik

**Faculty of Pharmacy, University of Copenhagen, Denmark**  
S. Moein Moghimi  
**University of Debrecen, Hungary**  
Laszlo Matyus

**University of Pecs, Hungary**  
Tibor Ertl

**University of Szeged, Hungary**  
Gyorgy Falkay

**Carol Davila University of Medicine and Pharmacy, Bucharest, Romania**  
Iuliana Ceausu

**Slovak Medical University, Bratislava, Slovakia:** Authorized Representative

**Palladin Institute of Biochemistry, National Academy of Sciences of Ukraine, Kyiv, Ukraine**  
Tatiana Borisova, Palladin Institute of Biochemistry NAS of Ukraine

**Institute of Cell Biology, National Academy of Sciences of Ukraine, Lviv, Ukraine**  
Rostyslav Stoika

**Danylo Halytsky Lviv National Medical University, Lviv, Ukraine**  
Roman Lesyk and/or Oleh Pinyazhko

**Invited:**

Elizabetha Has-Schön, Department of Biology, University J.J. Strossmayer  
Ivančica Pavličević, Family practice office, Split, Croatia  
Artur Podhorodecki, Wrocław University of Technology, Institute of Physics, Wrocław,  
Poland

**18:00 – 19:30**

**Plenary session**

*Oral presentation timed strictly for 12 minutes!*

**Session Chairs**

Tatiana Borisova

Gyorgy Falkay

Roman Lesyk

**Allostatic Load Score Defines the Percent of Women who are Biochemically & Physiologically “Unhealthy” during the Postpartum Period. Implications for reducing the Risk of Cardiovascular Disease.**

Calvin Hobel

Department of Obstetrics, Gynecology, Cedars Sinai Medical Center, Los Angeles, CA, United States

**Nanoparticle-Mediated Tumour Growth: Cause for Reflection**

S. Moein Moghimi

Centre for Pharmaceutical Nanotechnology and Nanotoxicology, Department of Pharmacy, University of Copenhagen, Copenhagen Ø, Denmark

**Changes in Cardiovascular Risk Profile in Women after Menopause (Prague Pre- and Post-Menopausal Female Study)**

Jan Pitha

Laboratory for Atherosclerosis Research, Institute of Clinical & Experimental Medicine,

**Effects of high fat diet, ovariectomy and physical activity on leptin receptor expression in rat brain and white fat tissue**

Senka Blažetić

Department of Biology, University of Osijek, Osijek, Croatia

**Specific antioxidant compounds differentially modulate cytotoxic activity of doxorubicin and cisplatin: *in vitro* and *in vivo* study**

Rostyslav Panchuk

Institute of Cell Biology National Academy of Sciences of Ukraine, Lviv, Ukraine

**A comparative study of neurotoxic potential of synthesized polysaccharide-coated and native ferritin-based magnetic nanoparticles**

Arsenii Borysov

Palladin Institute of Biochemistry National Academy of Sciences of Ukraine, Kiyv, Ukraine

**Q&A and Panel Discussion (15 minutes)**

**19:30 Buffet Dinner**

**Agenda of Conference May 31 (Saturday), 2014**

**8:30 - 10:15**

**Plenary session**

*Oral presentation timed strictly for 12 minutes!*

**Session Chairs**

S. Moein Moghimi

Srećko Gajović

Zoltan Papp

**Enhanced anticancer activity and circumvention of drug resistance mechanisms by novel polymeric/phospholipidic nanocarrier**

Rostyslav Stoika

Institute of Cell Biology National Academy of Sciences of Ukraine, Lviv, Ukraine

**Preterm Birth and its consequences in rural and urban communities of India**

Chander P Arora,

International Research and Innovation Management, Cedars-Sinai Medical Center; Los Angeles, CA, USA

**The influence of selected factors of life style on bone health – the experimental study**

Zora Krivošíková

Department of Clinical and Experimental Pharmacotherapy, Slovak Medical University in Bratislava, Slovakia

**SSAO enzyme activity in adjuvant arthritis and anti-inflammatory effect of a new SSAO inhibitor**

Tamás Tábi

Department of Pharmacodynamics, Semmelweis University, Budapest, Hungary

**Transcatheter Patent Ductus Arteriosus Closure in VLBW Infants**

Charles F. Simmons, Jr.,

Department of Pediatrics, Cedars – Sinai Medical Center, Los Angeles, CA, USA

**N-Glycan mapping by capillary electrophoresis**

Andras Guttman

MTA-PE Translational Glycomics Research Group, University of Pannonia, Veszprem, HU

**Q&A and Panel Discussion (15 minutes)**

**10:15**

**Coffee break**

**10:30 – 11:30**

**Poster Session**

*Poster presentation: 5 minutes explanation and 3 minutes discussion*

**Session Chairs**

Iuliana Ceausu

Jana Tulinska

Charles F. Simmons

**Research Achievements (2013-2014) of the Department of Regulation of Cell Proliferation and Apoptosis at the Institute of Cell Biology (NAS of Ukraine) Due to Collaboration Network Within the RECOOP-HST Association and Collaboration with Other None-RECOOP Institutions**

Rostyslav R. Stoika

Institute of Cell Biology National Academy of Sciences of Ukraine, Lviv, Ukraine

**Experimental esophagitis research: new insight on animal models and translational aspects**

Oksana Zayachkivska

Physiology Department, Lviv National Medical University, Lviv, Ukraine

**Cervical fluid IL-6 and IL-8 levels in pregnancies complicated by preterm prelabor rupture of membranes**

Daniel Lesko carries Ivana Musilova

Department of Obstetrics and Gynecology, Charles University in Prague, Faculty of Medicine Hradec Kralove, Czech Republic

**How does maternal smoking influence the early neurobehavioral development of rat pups?**

Barbara Mammel

Department of Obstetrics and Gynecology and Department of Anatomy, Medical Faculty, University of Pécs, Hungary

**The renin release in ischemia/reperfusion kidney injury; gender differences**

Anna Kosik

1st Department of Pediatrics, Semmelweis University Budapest, Hungary

**Microalbuminuria and cardiometabolic risk factors in general population of high school students**

Radana Kollarova

Institute of Molecular BioMedicine, Medical Faculty, Comenius University, Bratislava, Slovakia

**Diabetes –induced impairments of the exocytosis process and the effect of gabapentin: the link with cholesterol level in neuronal plasma membranes**

Irene Triakash

Department of Neurochemistry, Palladin Institute of Biochemistry, National Academy of Sciences of Ukraine, Kiev, Ukraine

**The role of *musashi* in *Caenorhabditis elegans* – the gene of forgetting?**

Gábor Bánk Fenyves

Department of Medical Chemistry, Semmelweis University, Budapest, Hungary

**11:30 - 12:30**

**Plenary session**

**Session Chairs**

András Guttman

Shubhada Boppegamage

Chander P. Arora

**Value of hysteroscopy for endometrium evaluation in postmenopause**

Iuliana Ceausu

“Carol Davila” University of Medicine and Pharmacy, “Dr. I. Cantacuzino” Department of Obstetrics and Gynecology, Bucharest, Romania

**Gender difference in expression of receptors for steroid hormones and leptin in adrenal gland after chronic and acute stress**

Marta Balog

*Department of Medical Biology, Laboratory of Neurobiology, J. J. Strossmayer University of Osijek, School of Medicine, Osijek, Croatia*

**5-Ylidene-4-thiazolidinones anticancer agents’ source: problem solution**

Roman Lesyk

Department of Pharmaceutical, Organic and Bioorganic Chemistry, Danylo Halytsky Lviv National Medical University

**Visualization of melanoma tumor with lectin-conjugated rare-earth nanocrystals**

Artur Podhorodecki

Wroclaw University of Technology, Institute of Physics, Wroclaw, Poland

**Q&A and Panel Discussion (15 minutes)**

**12:30 – 14:00 Buffet Lunch**

**14:00 - 15:00 Plenary session – RECOOP Review**

**14:00 – 14:30 Standard Operating Procedures for CRSMN at the RECOOP HST Association**

Linn Defensor RN, MSHS-CRA, CCRP

Office of Research Compliance and Quality Improvement, Cedars-Sinai Medical Center, Los Angeles, CA, USA & Global Clinical Trial Leader, CRSMN, RECOOP HST Association

**14:30 – 15:00 RECOOP Future Activities**

Grants – NIH, EU Horizon and IVF

Meetings: 5<sup>th</sup> TriNet Meeting, 10<sup>th</sup> Anniversary Bridges Scientific Conference

**Q&A and Panel Discussion (15 minutes)**

**15:00 - 16:00 Breakaway sessions (The sessions will be in different rooms)**

**Mother and Child Health**

Chander P. Arora

**Women’s Health and Cardiovascular Diseases**

Zoltan Papp

**NanoBioTechnology**

Rostyslav Stoika

**16:00 – 16:30 Coffee Break**

**16:00 – 18:30**

**Closing Poster session**

*Poster presentation: 5 minutes explanation and 3 minutes discussion*

**Chairs**

Éva Szökő

Zora Krivosikova

Tibor Ertl

**Risk factors for preterm birth in Southern Croatia: a case control study at University Hospital**

Tanja Vukušić-Pušić

Department of Obstetrics and Gynaecology, University Hospital Split, Croatia

**Detection of novel auto-antigens in patients with recurrent miscarriage: Description of an approach and preliminary findings**

Rostyslav Stoika carries for Yuriy Y. Kit

Institute of Cell Biology National Academy of Sciences of Ukraine, Lviv, Ukraine

**Cervical fluid IL-6 and IL-8 levels in pregnancies complicated by preterm prelabor rupture of membranes**

Martin Stepan

Department of Obstetrics and Gynecology, Charles University in Prague, Faculty of Medicine Hradec Kralove, Czech Republic

**Risk factors and clinical follow-up of patients with preterm births in a tertiary referral maternity unit in Bucharest, Romania**

Cristian Poalelungi

"Carol Davila" University of Medicine and Pharmacy, Bucharest, "Dr. I. Cantacuzino" Hospital, Department of Obstetrics and Gynecology, Bucharest, Romania

**The Role of PACAP on Retinal Vascular Changes in the Rodent Model of Retinopathy of Prematurity**

Timea Kvarik

Dept of Anatomy MTA PTE "Lendulet" PACAP Research Team and Dept of Obstetrics and Gynecology, University of Pecs, Pecs, Hungary

**Shared decision making in life style and nutrition for intervention in women with risk factors in cardiovascular health**

Ivančica Pavličević

Department of Family Medicine, University of Split School of Medicine

**Astrocyte toxicity to motor neurons is dependent on age**

Melanie M. Das

The Regenerative Medicine Institute, Cedars-Sinai Medical Center, Los Angeles, California, USA

**Synthesis and surface functionalization of NaGdF<sub>4</sub>:Yb<sup>3+</sup>,Er<sup>3+</sup> nanocrystals for their biomedical applications**



Agnieszka Noculak  
Institute of Physics, Wroclaw University of Technology, Wroclaw, Poland

**Haptoglobin N-glycome Alteration Analysis of Inflammatory and Malignant Lung Diseases by Capillary Electrophoresis**

Csaba Váradi  
Horváth Laboratory of Bioseparation Sciences, University of Debrecen, Hungary

**Study protocol for the project Coxsackievirus infections during pregnancy**

Shubhada Bopegamage  
Enterovirus Laboratory, Slovak Medical University, Bratislava, Slovak Republic

**Genotyping and characterization of Varicella zoster clinical isolates from Hradec Kralove, Czech Republic**

Monika Schmidt  
Centre of Advanced Studies, FMHS, University of Defence, Hradec Kralove, Czech Republic

**Entero-salivary nitrites recirculation is an endogenous modulator of leukocyte-mediated inflammation in experimental oesophagitis**

Irena Pshyk-Titko  
Physiology Department, Lviv National Medical University, Lviv, Ukraine

**18:30 – 19:30 Plenary session – Closing Remarks**

**RECOOP Research Networks – project plan**

**Mother and Child Health**

Chander P. Arora

**Women's Health and Cardiovascular Diseases**

Zoltan Papp

**NanoBioTechnology**

Rostyslav Stoika

**Overview of the RECOOP Association's General Assembly**

Sandor G. Vari

**19: 30 - 22:00 Buffet Dinner**

**June 1, 2014 (Sunday)**

**Departure**